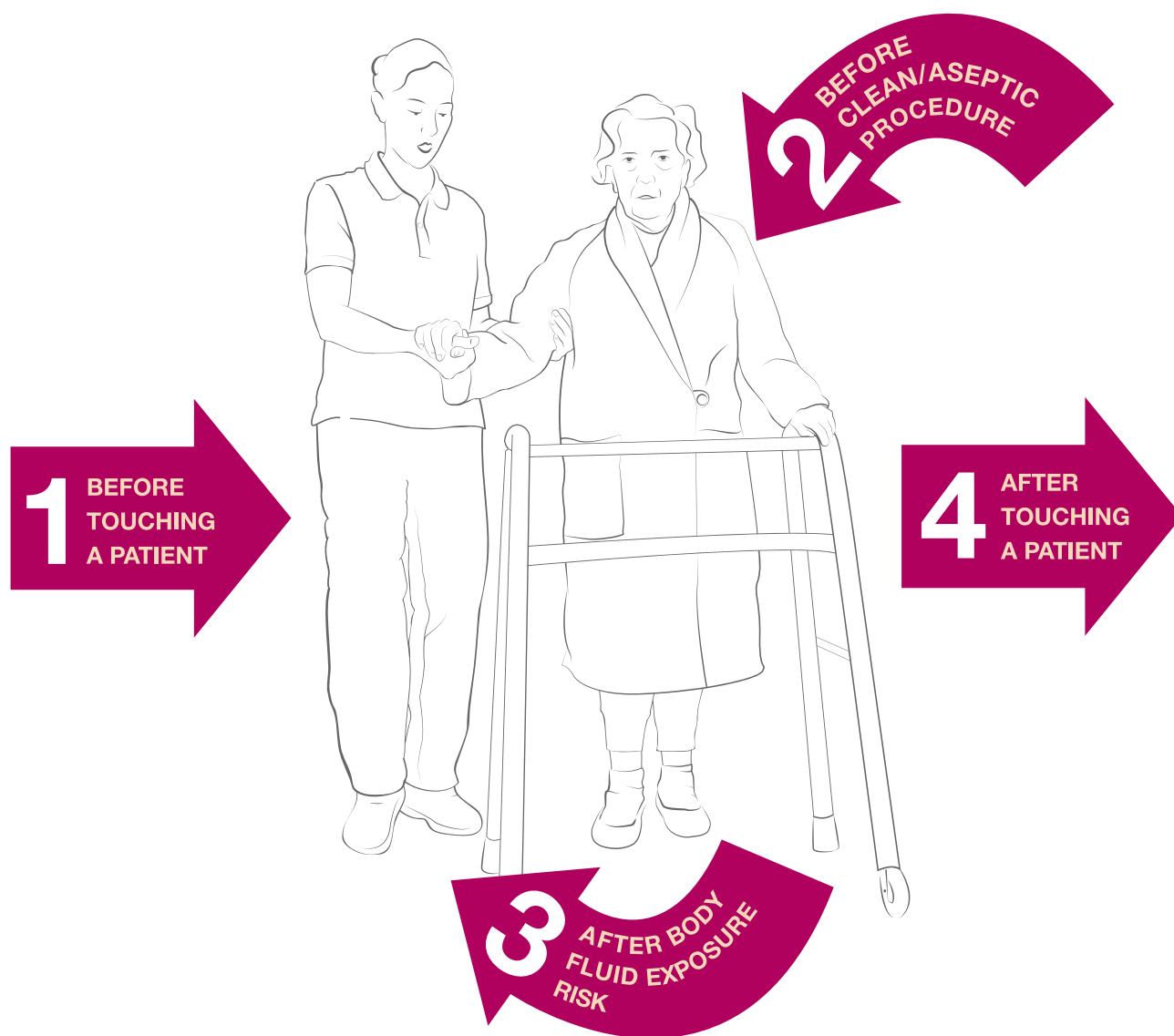


# Your Moments for Hand Hygiene

## Health care in a residential home



<b>1</b> BEFORE TOUCHING A PATIENT	<b>WHEN?</b> Clean your hands before touching a patient. <b>WHY?</b> To protect the patient against harmful germs carried on your hands.
<b>2</b> BEFORE CLEAN/ASEPTIC PROCEDURE	<b>WHEN?</b> Clean your hands immediately before performing a clean/aseptic procedure. <b>WHY?</b> To protect the patient against harmful germs, including the patient's own, from entering his/her body.
<b>3</b> AFTER BODY FLUID EXPOSURE RISK	<b>WHEN?</b> Clean your hands immediately after a procedure involving exposure risk to body fluids (and after glove removal). <b>WHY?</b> To protect yourself and the environment from harmful patient germs.
<b>4</b> AFTER TOUCHING A PATIENT	<b>WHEN?</b> Clean your hands after touching the patient at the end of the encounter or when the encounter is interrupted. <b>WHY?</b> To protect yourself and the environment from harmful patient germs.



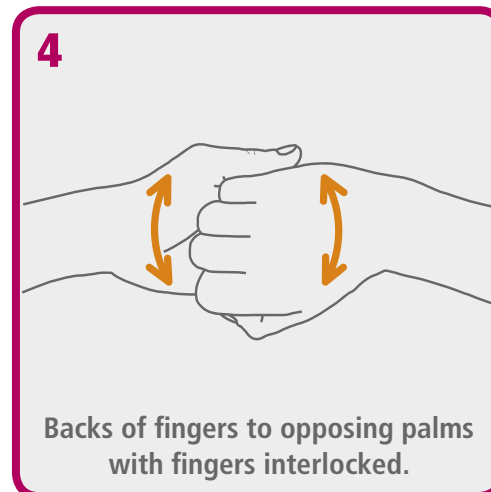
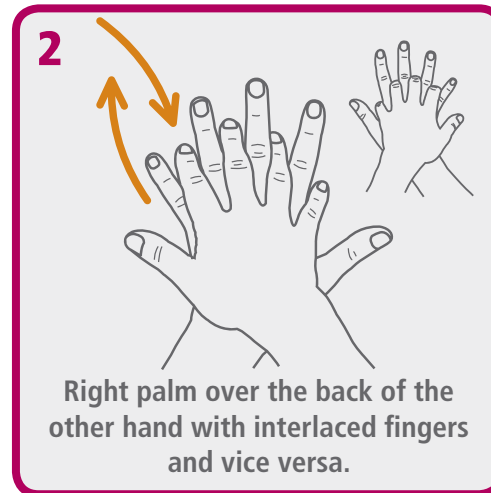
World Health Organization

**SAVE LIVES**  
Clean Your Hands

For all the React To Infection resources go to: [www.reactto.co.uk](http://www.reactto.co.uk)

# Your Technique for Hand Washing

Wet your hands with water and apply enough soap to cover all hand surfaces.



Rinse hands with water and dry thoroughly with disposable paper towel.  
Use a disposable paper towel to turn off tap.

For all the React To Infection resources go to: [www.reactto.co.uk](http://www.reactto.co.uk)